

WRITING PROMPTS FOR ANY TIME

Created by Aimee Salazar


Opinion Name _____



Would you rather ride a bike or go for a walk?

Finger spaces
 makes sense
 misspelled words

Narrative Name _____




Tell about a time you helped out in the kitchen.

capital letters
 punctuation marks
 check spelling (underline misspelled words)

Finger spaces
 makes sense

Informative Name _____



Explain what you will be when you grow up.

capital letters
 punctuation marks
 check spelling (underline misspelled words)

Finger spaces
 makes sense



THANK YOU FOR YOUR PURCHASE!

I always seem to be on the lookout for writing prompts, and to me, there is no such thing as having too many prompts available! I created this set so that it could be easily used in and outside of the classroom. These prompts are perfect for writing centers, homework, assessment, or when you have a sub.

I have included 30 different prompts. There are two different writing line options as well. Depending on the needs of your students you may choose to use the handwriting lines or the regular writing lines. An additional lined page is also included to accommodate those writers who have lots of ideas to share! I like to photocopy this page onto the back of the selected prompt to help save paper.

Each prompt includes a built in editing checklist. Please be sure you go over this checklist with your students prior to using so that they understand how to use and interpret the items on the list. I like to discuss each item on the list and explain my expectations as they pertain to each. I have kept the list somewhat minimal as this pack is intended for beginning writers (grades 1-2) and so that you can communicate your own expectations to your students. Keeping the list more minimal also helps to save space on the page.

I hope you find this set of prompts to be useful and easy to use! Please see the end of this file for my terms of use.

ANATOMY OF AN ANYTIME WRITING PROMPT


The diagram shows a writing prompt form with several key components highlighted by green arrows:

- GENRE:** An arrow points to the word "opinion" in the top left corner of the form.
- PROMPT:** An arrow points to the main question: "Would you rather have crazy hair or wear a crazy hat?"
- PICTURE TO HELP STUDENTS VISUALIZE TOPIC & DETAILS:** An arrow points to the illustration of two cartoon children, one with wild hair and one wearing a hat.
- BUILT-IN EDITING CHECKLIST:** An arrow points to the checklist items: "capital letters", "punctuation marks", "check spelling (underline misspelled words)", "finger spaces", and "makes sense".

The form itself includes a "Name _____" field, a checklist with five items, and a large section of lined paper for writing.

Opinion

Name _____




What is the best ice cream flavor?

- capital letters
- punctuation marks
- check spelling (underline misspelled words)
- finger spaces
- makes sense

Handwriting practice area with multiple sets of horizontal lines (top solid, middle dashed, bottom solid) for writing an opinion.

Opinion _____

Name _____



Would a pig make a good pet?

- capital letters
- punctuation marks
- check spelling (underline misspelled words)
- finger spaces
- makes sense

Handwriting practice area with multiple sets of three horizontal lines (top, middle dashed, bottom) for writing an opinion.

Opinion

Name _____




Would you rather read a book or play a board game?

- capital letters
- punctuation marks
- check spelling (underline misspelled words)
- finger spaces
- makes sense

Handwriting practice area with multiple sets of three horizontal lines (top solid, middle dashed, bottom solid) for writing.

Opinion

Name _____



Would you rather have crazy hair or wear a crazy hat?


- capital letters
- punctuation marks
- check spelling (underline misspelled words)
- finger spaces
- makes sense

Handwriting practice area with multiple sets of three horizontal lines (top, middle dashed, bottom) for writing.

Opinion

Name _____

Would you like to live on a farm?



- capital letters
- punctuation marks
- check spelling (underline misspelled words)
- finger spaces
- makes sense

Handwriting practice area with multiple sets of three horizontal lines (top, middle dashed, bottom) for writing.

Opinion

Name _____



Would you rather watch sports or play sports?

- capital letters
- punctuation marks
- check spelling (underline misspelled words)
- finger spaces
- makes sense

Handwriting practice area with multiple sets of horizontal lines (top, middle dashed, bottom) for writing an opinion.

Opinion

Name _____

Would you like to live in a castle?



- capital letters
- punctuation marks
- check spelling (underline misspelled words)
- finger spaces
- makes sense

Handwriting practice area with multiple sets of horizontal lines (top, middle dashed, bottom) for writing.

Opinion

Name _____




Would you rather ride a bike or go for a walk?

- capital letters
- punctuation marks
- check spelling (underline misspelled words)
- finger spaces
- makes sense

Handwriting practice area with multiple sets of horizontal lines. Each set consists of a solid top line, a dashed middle line, and a solid bottom line.

Opinion

Name _____



Would you rather swim in
the ocean or in a pool?

- capital letters
- punctuation marks
- check spelling (underline misspelled words)
- finger spaces
- makes sense

Handwriting practice area with multiple sets of horizontal lines (top, middle dashed, bottom) for writing an opinion.

Opinion


Name _____



What is the best dessert?

- capital letters
- punctuation marks
- check spelling (underline misspelled words)
- finger spaces
- makes sense


Handwriting practice area with multiple sets of three horizontal lines (top solid, middle dashed, bottom solid) for writing.



Explain how to make an ice cream sundae.

- capital letters
- punctuation marks
- check spelling (underline misspelled words)
- finger spaces
- makes sense

Handwriting practice area with multiple sets of three horizontal lines (top, middle dashed, bottom) for writing.



Explain how to dress for cold weather.

- capital letters
- punctuation marks
- check spelling (underline misspelled words)
- finger spaces
- makes sense


Handwriting practice area with multiple sets of three horizontal lines (top solid, middle dashed, bottom solid) for writing.



Explain how to stay safe in the sun.

- capital letters
- punctuation marks
- check spelling (underline misspelled words)
- finger spaces
- makes sense

Handwriting practice area with multiple sets of horizontal lines. Each set consists of a solid top line, a dashed middle line, and a solid bottom line.



Explain how to take care of a dog.

- capital letters
- punctuation marks
- check spelling (underline misspelled words)
- finger spaces
- makes sense


Handwriting practice area with multiple sets of three horizontal lines (top, middle dashed, bottom) for writing.



Explain what you will be when you grow up.

- capital letters
- punctuation marks
- check spelling (underline misspelled words)
- finger spaces
- makes sense


Handwriting practice area with multiple sets of horizontal lines (top, middle dashed, bottom) for writing.



Tell what you know about cats.

- capital letters
- punctuation marks
- check spelling (underline misspelled words)
- finger spaces
- makes sense

Handwriting practice area with multiple sets of three horizontal lines (top solid, middle dashed, bottom solid) for writing.



Tell why it is important to be a good listener.

- capital letters
- punctuation marks
- check spelling (underline misspelled words)
- finger spaces
- makes sense

Handwriting practice area with multiple sets of horizontal lines (top solid, middle dashed, bottom solid).



Tell why it is important to be able to tell time.

- capital letters
- punctuation marks
- check spelling (underline misspelled words)
- finger spaces
- makes sense

Handwriting practice area with multiple sets of horizontal lines (top, middle dashed, bottom) for writing.



Tell why it is important to have rules at school.

- capital letters
- punctuation marks
- check spelling (underline misspelled words)
- finger spaces
- makes sense

Handwriting practice area with multiple sets of horizontal lines (top, middle dashed, bottom) for writing.




Tell about what makes you happy.

- capital letters
- punctuation marks
- check spelling (underline misspelled words)
- finger spaces
- makes sense

Handwriting practice area with multiple sets of horizontal lines (top, middle dashed, bottom) for writing.

Narrative

Name _____



Tell about a time that you went shopping.

- capital letters
- punctuation marks
- check spelling (underline misspelled words)
- finger spaces
- makes sense

Handwriting practice area with multiple sets of three horizontal lines (top, middle dashed, bottom) for writing a narrative.

Narrative

Name _____



Tell about a time you went to the park.

- capital letters
- punctuation marks
- check spelling (underline misspelled words)
- finger spaces
- makes sense

Handwriting practice area with multiple sets of three horizontal lines (top, middle dashed, bottom) for writing.



Tell about a special place you have visited.

- capital letters
- punctuation marks
- check spelling (underline misspelled words)
- finger spaces
- makes sense

Handwriting practice area with multiple sets of horizontal lines (top, middle dashed, bottom) for writing.

Narrative

Name _____



Tell about a time you did something adventurous.

- capital letters
- punctuation marks
- check spelling (underline misspelled words)
- finger spaces
- makes sense

Handwriting practice area with multiple sets of horizontal lines. Each set consists of a solid top line, a dashed middle line, and a solid bottom line, providing a guide for letter height and placement.

Narrative

Name _____




Tell about a time you helped out in the kitchen.

- capital letters
- punctuation marks
- check spelling (underline misspelled words)
- finger spaces
- makes sense

Handwriting practice area with multiple sets of three horizontal lines (top, middle dashed, bottom) for writing a narrative.

Narrative

Name _____




Tell about a time you helped out in the kitchen.

- capital letters
- punctuation marks
- check spelling (underline misspelled words)
- finger spaces
- makes sense

Narrative

Name _____



Write about spending a day at the beach.

- capital letters
- punctuation marks
- check spelling (underline misspelled words)
- finger spaces
- makes sense

Handwriting practice area with multiple sets of horizontal lines (top, middle dashed, bottom) for writing.

Narrative

Name _____




Write a story about a teacher who works as a superhero at night.

- capital letters
- punctuation marks
- check spelling (underline misspelled words)
- finger spaces
- makes sense

Handwriting practice area with multiple sets of three horizontal lines (top, dashed middle, bottom) for writing a story.

Narrative

Name _____



Write a story about a knight who rescued a princess from a dangerous dragon.

- capital letters
- punctuation marks
- check spelling (underline misspelled words)
- finger spaces
- makes sense

Handwriting practice area with multiple sets of horizontal lines (top, middle dashed, bottom) for writing a story.

Narrative

Name _____




Write a story about a knight who rescued a princess from a dangerous dragon.

- capital letters
- punctuation marks
- check spelling (underline misspelled words)
- finger spaces
- makes sense

Narrative

Name _____




Write a story about
some astronauts who go
into outer space.

- capital letters
- punctuation marks
- check spelling (underline misspelled words)
- finger spaces
- makes sense

Handwriting practice area with multiple sets of three horizontal lines (top, middle dashed, bottom) for writing a story.

Narrative

Name _____



Write a story about the world's strongest kid.

- capital letters
- punctuation marks
- check spelling (underline misspelled words)
- finger spaces
- makes sense

Handwriting practice area with multiple sets of three horizontal lines (top, middle dashed, bottom) for writing a story.

This image shows a blank sheet of primary-ruled handwriting paper. The page is framed by a decorative scalloped border. The writing area is filled with 12 rows of horizontal lines. Each row is designed to help children learn letter formation, featuring a solid top line, a dashed midline, and a solid bottom line.

A blank sheet of lined paper with a decorative scalloped border. The page features 15 horizontal lines, creating 14 equal-sized rows for writing. The lines are evenly spaced and extend across the width of the page. The border is a thick black line with a repeating scalloped pattern.

Thank you for your purchase

Credits



A Note From the Seller

Thank you for your purchase! I am so glad you took the time to visit my store and purchase this product. I hope this product meets your expectations and I welcome your feedback on it. Please contact me via email at primarilyspeaking@gmail.com with any questions. Stay up to date on my latest products and classroom ideas by following my blog, TpT Store, and more!

[My Blog: Primarily Speaking](#)
[My TpT Store](#)
[My Instagram](#)

Aimee

Terms of Use

The original purchaser/recipient of this document is hereby granted permission to reproduce this document specifically for teaching purposes in a SINGLE classroom. If you are NOT the original purchaser, please purchase/download the item from my Teachers Pay Teachers store before making any copies. Redistributing, editing, selling, or posting this item in any part thereof on the Internet is strictly forbidden without first gaining written permission from the author. Violations are subject to the penalties of the Digital Millennium Copyright Act. Please contact me at primarilyspeaking@gmail.com if you wish to be granted special permission, or if you have a question about the usage of this product.

YOU CAN

- Use this item for personal use.
- Reproduce and use this item in your classroom and/or with your students.
- Purchase unlimited licenses for others to use at 50% off the original price.
- Review this item online provided you include a link back to my online store.

YOU CANNOT

- Give this item away.
- Reproduce this item or any part thereof for use by others.
- Copy or modify any part of this item to offer others for free or for sale.
- Post this item or any portion of this item online, including a personal, classroom, or district website.